




# CRIMSON 2 TUTORIAL

TU0017

## Title: Non Volatile Memory

### DESCRIPTION



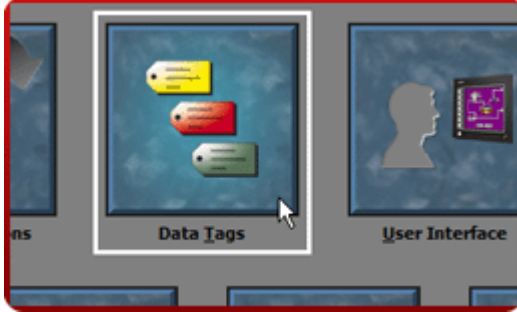
Using on-board flash, the G3 doesn't rely on a battery to maintain its database. No longer will your machine go down for the sake of a \$2.00 battery.

### BENEFITS

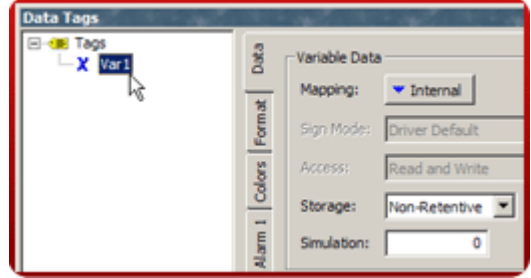
- Save all your recipes and system variables on board,
- No extra memory necessary on the PLC,

## RETENTIVE TAGS CONFIGURATION IN 4 STEPS

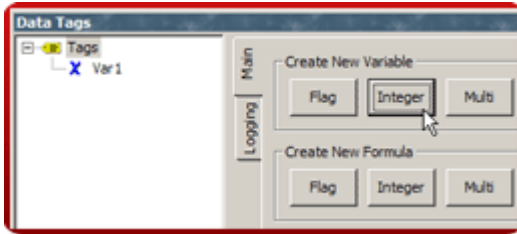
Step 1 Enter the "Data Tags" module,



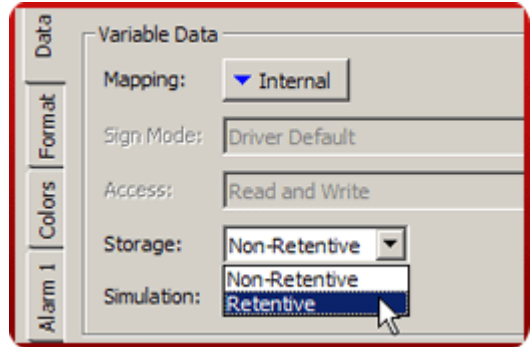
Step 3 Select the variable,



Step 2 Create a variable,



Step 4 In the data tab, set the tag to retentive,



For efficiency, the G3 caches several minutes' worth of writes before committing to memory.

Retentive memory setup complete!

Reference: <http://www.redlion.net/G3features/G3 Feature - Flash Memory.html>

For more information on Crimson 2.0, refer to the manual.